

Wireless Network Access

Guest Access to SMUMN Wireless Networks - Procedures

Saint Mary's University provides Wireless Network Access to all of our guests on campus.

Guests may connect using the SMUMN-Open wireless network.

Once connected, they will need to open an Internet Browser on their device and log in.

Guests, please click the "Need Account" link at the bottom of the login screen.

Please note that the guest network access will expire after 8hrs. Users may log in with the same credentials after the time expires



SMUMN-Open

Access to this network is limited to an **8 hour** session.

Students, Faculty and Staff are encouraged to use SMUMN-Secure.

Network Login

Username:

Password:

Terms: I accept the [terms of use](#)

To create a Guest account, [Click Here](#).

Wireless Network Access

Guests will then need to request access to the network from a University host or sponsor. Please enter the email address of a campus contact (could be a Student, Faculty or Staff Member).



Please complete the form below to gain access to the network.

Visitor Registration

- * **Sponsor's Email:**
Email of the person sponsoring this account.
- * **Your Name:**
Please enter your full name.
- * **Email Address:**
Please enter your email address.
This will become your username to log into the network.
- * **Confirm:** I accept the [terms of use](#)

* required field

Already have an account? [Sign In](#)

The Guest will then see this screen indicating that a request has been sent to their host or sponsor. The screen will say that access is disabled until the host or sponsor has approved their request. To enter a sponsors email, you will need to ask a iT Staff.

Wireless Network Access




The details for your guest account are shown below.

Visitor Registration Receipt

Sponsor's Email:

Guest's Name:

Account Username: 

Guest Password:  599948

Activation Time: Wednesday, 27 March 2019, 8:37 AM

*** Expiration Time:** Wednesday, 27 March 2019, 4:37 PM

[Log In](#)

The University host or sponsor will receive an email asking them to approve their guest's access.

A guest has requested your confirmation for guest access

Visitor Registration Receipt


Sponsor's Email: Sponsors email will show here


Guest's Name: Guest name will show here

Account Username:  Guest email will show here

Activation Time: Wednesday, 27 March 2019, 12:07 PM

*** Expiration Time:** Wednesday, 27 March 2019, 8:07 PM

 [Confirm](#)

 [Reject](#)

Wireless Network Access

Once the host or sponsor has approved the guest's request, the screen on the guest's device will change and say Access Enabled.

The Guest can then click "Log In" and enter their email address and the Guest password. They should also have received an email with this information from the email the Guest provided.



SMUMN-Open

Access to this network is limited to an **8 hour** session.
Students, Faculty and Staff are encouraged to use SMUMN-Secure.

Network Login

Username:

Password:

Terms: I accept the [terms of use](#)

To create a Guest account, [Click Here](#).

Please note: the SMUMN-Open network is limited to an 8 hour session. After 8hrs, the user will need to log in again. Guests may re-use the username and password that was created. Guests do not need to contact the host or sponsor again.

Wireless Network Access

Unique solution ID: #1264

Author: n/a

Last update: 2019-03-28 13:07